

# LaFitte44<sup>T.M.</sup>

Far and away the best there is.

# Chung Iwa Boat Building Co., Ltd.

TAIPEI OFFICE:  
3RD FL., NO. 10  
HANG CHOW S. ROAD, SEC. 1,  
TAIPEI, TAIWAN, R. O. C.  
TEL: (02) 3213337  
TLX: 23556 CHBOAT  
FAX: (02) 394-1138

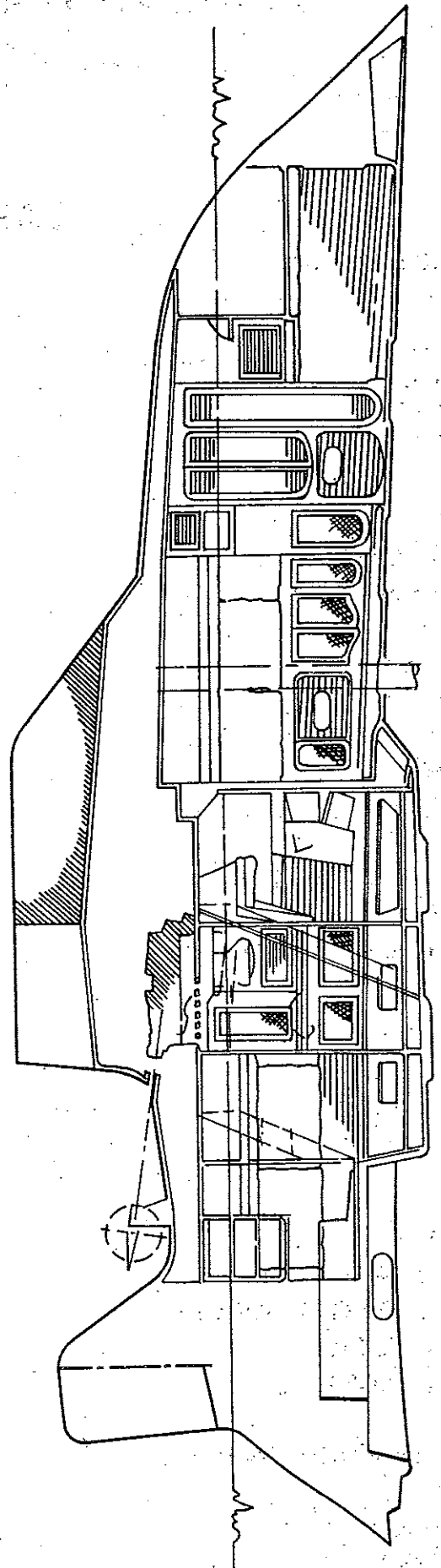
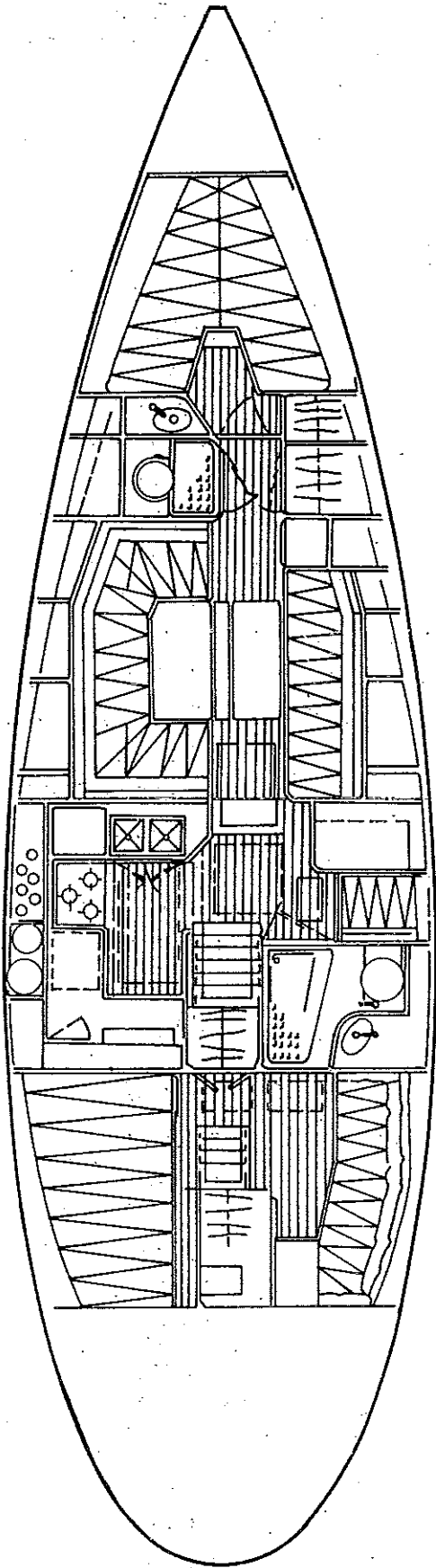
NAN SAN ROAD  
KAOHSIUNG EXPORT PROCESSING ZONE  
KAOHSIUNG, TAIWAN  
REPUBLIC OF CHINA

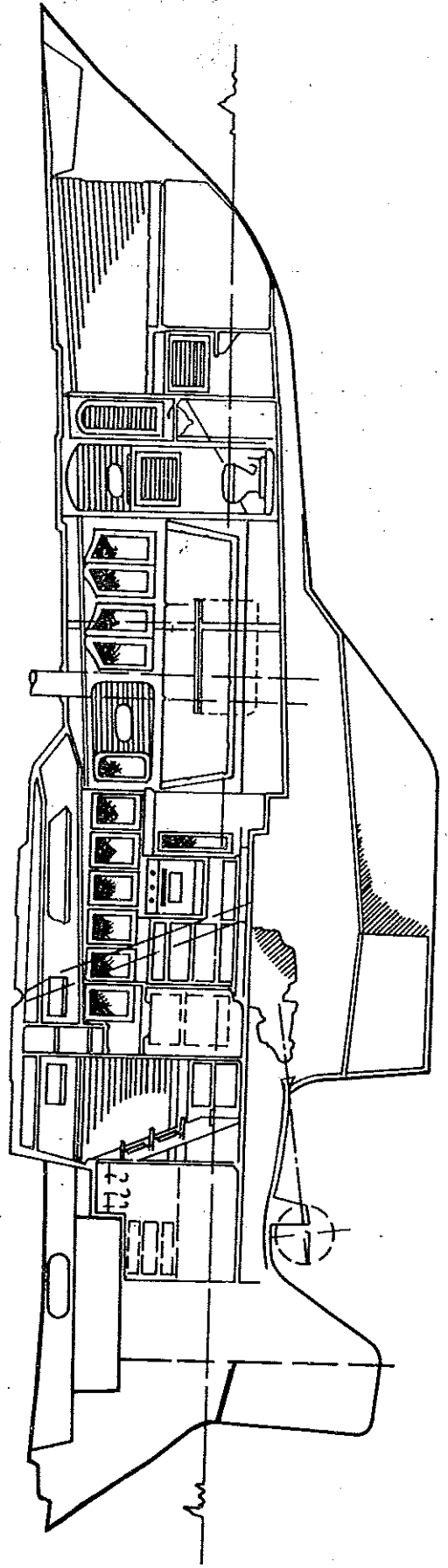
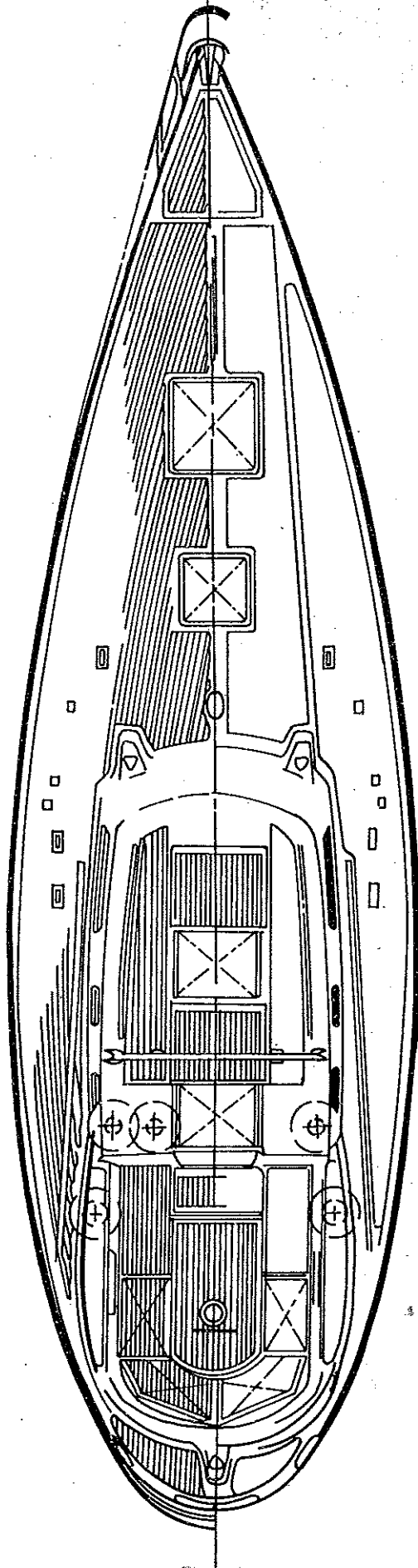
P.O. BOX NO. 26117 KAOHSIUNG  
CABLE ADDRESS  
"CHUNGHWA" KAOHSIUNG  
TEL: (07) 8218133-5

## LAFITTE 44

### SPECIFICATIONS:

L.O.A.	44' 4 1/2"
L.W.L.	35' 5 3/4"
BEAM	12' 8"
DRAFT	6' 4"
S.A.	927 Ft. <sup>2</sup>
TOTAL DISP	28,000 lbs.
CP NO KEEL	0.55
CP KEEL	0.54
AV.	0.55
L.C.B.	0.7 Ft. Aft Sta. 5
V.C.B.	1.27 Ft. Below DWL
C.L.R.	10 in. For'd Sta. 6
V.C.G.	3" above DWL
Lbs./in. IMMERSION	1,498 lbs/in
M.C.T. 1"	3,213 lbs ft/in
RIGHTING MOMENT 1°	1,533 ft. lbs.
BMt	5.26 ft.
BML	47 ft.
It	2,255 ft. <sup>4</sup>
IL	20,421 ft. <sup>4</sup>
GMt	3.99 ft.
W.S.A. HULL	318 ft. <sup>2</sup>
W.S.A. KEEL	85 ft. <sup>2</sup>
W.S.A. SKEG & RUDDER	33 ft. <sup>2</sup>
W.S.A. TOTAL	436 ft. <sup>2</sup>
SHELL AREA	851 ft. <sup>2</sup>
DELLENBAUGH ANGLE	11.3°
W.P.C.	1.65
S.A./W.S.A.	2.06
S.A./DISP	16.08
DISP./L.	284
BALLAST/DISP	39.7%





# LaFitte 44' Standard Equipment

LaFitte 44' Designed by : R. H. Perry  
L.O.A. : 44' — 4-1/2"  
L.W.L. : 35' — 5-3/4"  
Beam: : 12' — 8"  
Draft : 6' — 4"  
Shoal Draft : 5' — 4"  
Ballast : 11,310 LBS External Lead.  
Displacement : 28,000 LBS.  
Sail Area : 927 SQ FT.  
Sail Area to Displacement Ratio 16.08  
Displacement to Length Ratio 284.00  
Ballast to Displacement Ratio 39.7%

## **Construction:**

Hull: One Piece Fibreglass, Alternate Layers Mat and Woven Roving Laid up by Hand.  
Rudder: 2" Solid Aquamet Post, Full Length, Supported by Skeg with Cast Bronze Heel Fitting.  
Ballast: External Lead, 11,310 LBS Fastened with 13-3/4" S/S Bolts.  
Deck: One Piece Fibreglass Cored with 3/4" Baltec End Grain Balsa Wood.  
Hull to Deck Joint: Full "T" Section Aluminum Toe Rail Fastened Every 2-1/2" with 5/16" S/S Bolts.  
Decking: Molded Non-Skid, Cockpit Sole and Seating Select Grade Burmese Teak.

## **Deck Equipment:**

Life Lines: S/S Stanchions and Pulpits, Double PVC Coated Life Lines, Boarding Gates Provided Port and Starboard.  
Windlass: Recessed Anchor/Windlass Well, Self Bailing with Chain Chute to Chain LKR and Rode LKR.  
Mooring Cleats: Six 10" S/S Bolted with Backing Plates. Provided for Each.  
Hatches: 4 Opening, 2 Companionway Sliding with Inside/Out Side Compression Latches, 2 Fore Deck Hatches.  
Ports: 9 Opening S/S with Screens.  
Steering: Edsen Quadrant — Cable Type Pedestal with 36" Destroyer Type Wheel.  
Emergency Tiller: Teak and S/S.  
Shift and Throttle: Combination Unit, Morse MT2 Single Lever.  
Mooring Lines: (6) 5/8" x 40' Nylon Lines.  
Winches — Hardware — Blocks: By Lewmar (2) #55 Self Tailing — Primary.  
(1) #48 Self Tailing — Main Sheet, (2) #40 Chrome — Halyard.  
(1) #32 Self Tailing — Outhaul/Reef, (2) Winch Handles.

## **Spare, Rigging, Sails:**

Rig: Sloop Rig with Running Backstays.  
Mast: Keel Stepped — Double Spreader Aluminum Extrusion VHF Cable Provided.  
Standing Rigging: 1 x 19 S/S with Swaged Upper Fittings and Norsman Lower Ends, and S/S Turn Buckles.  
Running Rigging: Color coded Dacron Braid. Halyards Internal.  
Sails: Mainsail — 395 SQ. FT. 9.25 OZ. Dacron with Two Reef Points.  
Yankee — 453 SQ. FT. 8.7 OZ Dacron.

## **Galley:**

Stove: Propane 4 Burner with Oven Gimbled.

Propane System: "Margas" Solid Control System — USCC (1) Piece to Sealed and Vented Bottle Storage LKRS. on Fan Tail. Two "Margas" 20 LB Aluminum Cylinders Provided.

Refrigeration Compartments: 7 CU. FT. Refer Box, 5 CU. FT. Freezer Box, 5" Low and Density Foam Insulation with Vapor Barrier, Double Gasketed Top Loading Hatches.  
Galley Sink: Extre Deep Double S/S with "Delta" Hot/Cold Pressure Water Service.

### Heads:

Forward Port Side — AFT Starboard Side: Both with S/S Basing, "Delta" Fixtures and Showers. Toilets, Wilcox Crittenden "Skipper" Type.

### Machinery:

Engine: Perkins 4-154, 62HP Diesel, Fresh Water Cooled Temperature and Oil Pressure Alarms. Racor #500 FG. Fuel Water Separator. S/S Water Life Type Muffler, 55 AMP Alternator.  
Engine Room Insulation: Lead Barrier Foam Type — Protected by Perforated Aluminum Panels.  
Engine Mounts: Perkins Mounts Bolted to Steel Foundations.  
Propeller/Shaft: Two Blades Propeller Mounted on 1-1/4" Aquament Shaft, Supported by Bronze Strut.

### Plumbing Systems:

Hose: USCGA Fuel, Feed, Vent, Fill Hose, USCGA Sanitation Hose for Toilets and Holding Tanks. "Qest" Non-Corrosive Poly Buentalente Pressure Water Piping — Color Coded.  
Hose Clamps: All S/S and All Hoses Double Clamped.  
Fresh Water System: "Par" Heavy Duty Pressure Water Pump with (1) Accumulator Tank.  
Water Heater: 10 Gallons S/S 110 Volt Element and Engine Heat Exchanger.

### Machinery:

Through Hulls: Bronze Ball Valves on Flush Bronze Through-Hulls. Bronze Intake Strainers Provided as Required.  
Toilet Discharge: Either Direct Discharge or to Holding Tanks, Flush Deck Fitting for Station Pump Out, or Off Shore Discharge Through Installed Pumps.  
Sump: (Grey Water) 5 Gallons Tank for All Sinks, Showers, Ice Box Drains, Automatic Over Board Discharge and Back Up Manual Pump.  
Bilge Pumps: "Rule" 2,000 Automatic and "Edson" Manual Pump, at Helm.

### Tankage:

Water: 160 Gallons in (3) S/S Tanks.  
Fuel: 130 Gallons in (2) Mild Steel Tanks.  
\*\*\* All Tanks are Removable \*\*\*

### Electrical:

Electric Panel: "Newmar" (U.S.) with (7) A/C Breakers and (20) D/C Breakers.  
Batteries: (2) Heavy Duty 200 AMP Hour in Vented F.R.P. Boxes Secured with Nylon Straps (Port and Starboard Side).  
Wiring: Sized Properly for Minimum Voltage Drop. Both Color and Number Coded.  
110 Volt A/C: 30 AMP Shore Service Provided (7) A/C Outlets Throughout Boat.  
Battery Charger: 40 AMP "Pro-Mariner" Automatic.  
Bonding System: Done in Accordance with "A.B.Y.C." Requirements Through Recessed Zinc Anodes.

### Interior:

Material and Finish: Burma Select Teak, Varnished and Hand-Rubbed to Satin Finish. All Bulkheads and Panels are Formica.

Headliner: Soft, Padded Vinal all Panels Removable.

Cabin Sole: 3/8" Teak and Hanoki Over 5/8" Marine Ply Access Traps Have S/S Flush Pull Rings.

Interior Cushions: 4" Foam, Wide Selection of Fabrics Available.

Cabinets: All are Ventilated and Have Positive Latches.

## LaFitte 44' Options

1. Cutter Rigging.	US\$1,800.00
2. Teak Decks.	US\$3,500.00
3. Deck Wash Down.	US\$ 300.00
4. Cockpit Shower.	US\$ 300.00
5. Airex Hull.	US\$5,800.00
6. Cockpit Table	US\$ 250.00
7. Stereo.	US\$ 350.00
8. S/S Engine Mounts.	US\$ 200.00
9. S/S Fuel Tanks.	US\$ 300.00
10. Bottom Paint.	US\$ 900.00
11. Construction Approval ABS AI Yachting Service.	US\$8,000.00
12. Teak Cabin Top.	US\$1,500.00
13. Nilsson H-700 Electric Windlass.	US\$1,200.00
14. 200' 3/8" BBB Galvanized Chain & 400' 3/4" Nylon Rope.	US\$ 900.00
15. Mariner 4 Burner Stove with Oven.	US\$ 900.00
16. Refrigerator.	US\$ 800.00
17. Generator, Entec 3.5 WK Diesel.	US\$7,000.00
18. Radio Ground — Integral Radio Ground for SSB or Ham, Over 100' of Copper Strap Laminated into Hull.	US\$1,500.00
19. Brookes and Gathouse Hornet 4 System Navigation Station.	US\$4,000.00
20. Cockpit Log, Speed, Wind Direction, Wind Speed and Depth.	US\$4,000.00

